


# Hardware



## H.D.P. (HIGH DENSITY POLYMER)

- A 1500 AL-T Top Assembly Aluminum Wrap-Around Gravity Hinge
- B 1500 AL-B Bottom Assembly Aluminum Wrap-Around Gravity Hinge
- C 2060-IAL Inswing Stop and Keeper -Aluminum 2060-OAL Outswing (Not Shown) Stop and Keeper - Aluminum
- D 6250 Door Bumper
- E 6300 AL Door Pull
- F 2000 AL Surface Mounted Slide Latch - Aluminum
- G 6200D Combination Coat Hook and Bumper
- H 6000 EXT 1" (54") "T" Bracket
- I 6060 EXT 1" (54") "L" Bracket
- J 6030 EXT 1" (54") "U" Bracket



## PLASTIC LAMINATE

- A 2060C-PL Combination Stop and Keeper
- B 1250PL-T Top Hinge Bracket
- C 1500PL Concealed Top Hinge
- D 1500PL-T Top Hinge Pin
- E 1000PL Concealed Bottom Hinge
- F 1000PL Female Cam
- G 1250PL-B Bottom Hinge Bracket with Male Cam
- H 2000CPL-B Concealed Latch Exterior Cover
- I 2000CPL-A Concealed Latch Operating Handle
- J 2000CPL Concealed Latch Bar
- K 4120 1 1/4" One Ear Chrome Wall Bracket
- L 4060 1" One Ear Chrome Wall Bracket
- M 6300D Door Pull
- N 6250 Door Bumper
- O 6200D Combination Coat Hook and Bumper
- P 4000 1" Two Ear Chrome Wall Bracket
- Q 4030 1" "U" Chrome Bracket




## OPTIONAL FULL LENGTH HINGES

- Stainless Steel Cam
- Stainless Steel Piano
- Spring Loaded Stainless Steel
- Spring Loaded Aluminum Hinge with Covers (Concealed Fasteners)

## OPTIONAL HEAVY DUTY FULL LENGTH BRACKETS

Available in Aluminum or Stainless Steel




## S.P.C. (SOLID PHENOLIC CORE)

- A 1500 AL-T Top Assembly Aluminum Wrap-Around Gravity Hinge
- B 1500 AL-B Bottom Assembly Aluminum Wrap-Around Gravity Hinge
- C 2060-IAL Inswing Stop and Keeper -Aluminum 2060-OAL Outswing (Not Shown) Stop and Keeper - Aluminum
- D 6250 Door Bumper
- E 6300 AL Door Pull
- F 2000 AL Surface Mounted Slide Latch - Aluminum
- G 6200D Combination Coat Hook and Bumper
- H 4000 (.5) 1/2" "T" Chrome Bracket
- I 4060 (.5) 1/2" "L" Chrome Bracket
- J 4060 "L" Chrome Bracket
- K 4030 (.5) 1/2" "U" Chrome Bracket



## BAKED ENAMEL/STAINLESS STEEL

- A 2060D Combination Stop and Keeper
- B 1250D Top Hinge Bracket
- C 1250D-B Bottom Hinge Bracket
- D 6200D Combination Coat Hook and Bumper
- E 1500D-T Top Hinge Pin
- F 1000D-C Spring Activated Cam Mechanism
- G 1250D-C Bottom Male Cam with Locknut
- H Miscellaneous Screws
- I 4000 1" Two Ear Chrome Wall Bracket
- J 4030 1" "U" Chrome Bracket
- K 2000D-B Concealed Latch Exterior Cover
- L 2000D-A Concealed Latch Operating Handle
- M 6250 Door Bumper
- N 4120 1 1/4" One Ear Chrome Wall Bracket
- O 4060 1" One Ear Chrome Wall Bracket
- P 6300D Door Pull



## F.R.P. (FIBERGLASS REINFORCED PLASTIC)

- A 1500 AL-T Top Assembly Aluminum Wrap-Around Gravity Hinge
- B 1500 AL-B Bottom Assembly Aluminum Wrap-Around Gravity Hinge
- C 2060-IAL Inswing Stop and Keeper -Aluminum 2060-OAL Outswing (Not Shown) Stop and Keeper - Aluminum
- D 6250 Door Bumper
- E 6300 AL Door Pull
- F 2000 AL Surface Mounted Slide Latch - Aluminum
- G 6200D Combination Coat Hook and Bumper
- H 4000 1" Double Aluminum "T" Bracket
- I 4060 1" Double Aluminum "L" Bracket
- I 4030 1" Double Aluminum "U" Bracket (not shown)



**GENERAL PARTITIONS MFG. CORP.**  
 1702 Peninsula Drive • Erie, PA 16505-4243  
 P.O. Box 8370 • Erie, PA 16505-0370  
 Phone 814/833-1154 • Fax 814/838-3473  
 Website <http://www.generalpartitions.com>  
 email: [mikez@generalpartitions.com](mailto:mikez@generalpartitions.com)

Check with your dealer about availability of other sizes.  
 For complete information on Toilet Partitions contact your authorized dealer.

see us at  
**Sweets.com**